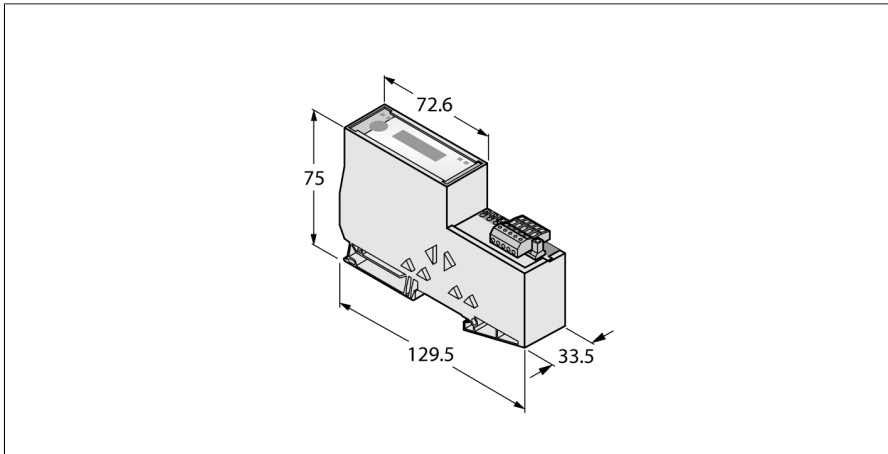


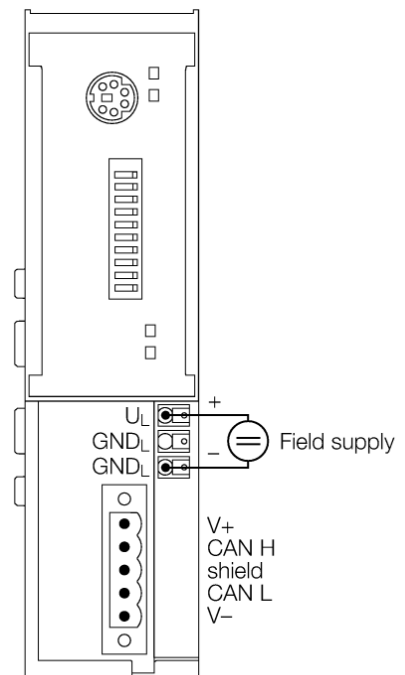
Gateway for the BL20 I/O System Interface for DeviceNet™ BL20-E-GW-DN



- DIP switch for adjustment of the node address
- Protection class IP20
- 2 x end brackets BL20-WEW35/2-SW
- 1 x end plate BL20-ABPL
- 1 x open style connector
- Integrated power supply
- LEDs for display of supply voltage, group and bus errors
- Gateway between the BL20 system and DeviceNet
- 125 / 250 / 500 kbps
- Connection to DeviceNet™ established via Open-Style connector

Type	BL20-E-GW-DN
ID	6827301
Supply voltage	24 VDC
System power supply	24 VDC / 5 VDC
Field supply	24 VDC
Admissible range	18...30 VDC
Nominal current from module bus	≤ 250 mA
Max. field supply current	8 A
Max. system supply current	0.7 A
Voltage supply connection	Push-in terminals
Fieldbus transmission rate	125/250/500 kbps
Fieldbus addressing	via DIP switch
Fieldbus address range	0...63
Fieldbus connection technology	Open style connector
Fieldbus termination	via DIP switch
Max. number of I/O modules	62
Service interface	PS/2 socket
Dimensions (W x L x H)	33.5 x 129.5 x 74.4 mm
Approvals	CE, cULus, zone 2, Class I, Div. 2
Ambient temperature	0...+55 °C
Storage temperature	-25...+85 °C
Relative humidity	15...95 %, no condensation allowed
Vibration test	Acc. to EN 61131
Shock test	Acc. to IEC 60068-2-27
Drop and topple	acc. to IEC 68-2-31 and free fall to IEC 68-2-32
Electromagnetic compatibility	Acc. to EN 50082-2
Protection class	IP20
MTTF	449 years acc. to SN 29500 (Ed. 99) 20 °C
Included in delivery	2 x end brackets BL20-WEW-35/2-SW, 1 x end plate BL20-ABPL, 1 x open style connector

Field/System Supply


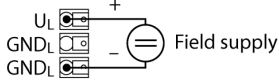

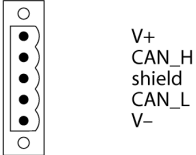


Functional principle


BL20 gateways are the head component of a BL20 station. They are designed to interface the modular fieldbus nodes to the higher level fieldbus (PROFIBUS-DP, DeviceNet, CANopen, Ethernet).

All BL20 electronic modules communicate over the internal module bus, the data of which is transferred to the fieldbus via the gateway, so that all I/O modules can be configured independently of the bus system.

Anschlussübersicht

	<p>Power Supply</p> <p>The U_{sys} system supply feeds power to the gateway and the I/O modules.</p> <p>The U_L field supply feeds power to the sensors and actuators.</p>	<p>Pin Assignment</p> 
	<p>DeviceNet</p> <p>Fieldbus cable (example): CBC5-572-2M (ident no. 6606065) or RKC5701-5M (ident no. 6931035)</p>	<p>Pin Assignment</p> 

Accessories

Type code	Ident no.		Dimension drawing
BL20-ABPL (2 PCS.)	6827123	End plate for a BL20 station after the last I/O module (2 pieces)	
BL20-WEW-35/2-SW (10 PCS.)	6827124	End bracket for fixation of a BL20 station (10 pieces)	