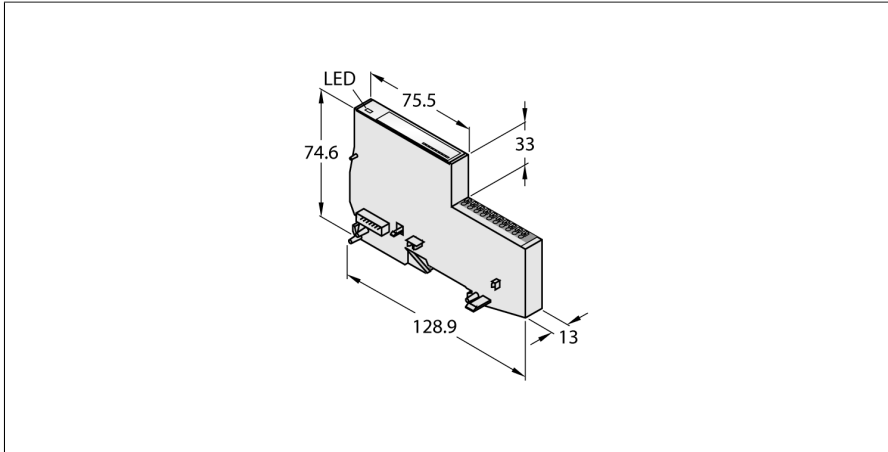


BL20 Economy Module

8 Digital Inputs, PNP

With Extended Temperature Range

BL20-E-8DI-24VDC-P/ET



- Fieldbus-independent
- Electronics and connection technology in one housing
- Connectivity: Push-in terminals
- Protection class IP20
- 8 digital inputs, 24 VDC
- P switching
- Extended temperature range: -25 °C...+60 °C
- Circuit boards with conformal coating

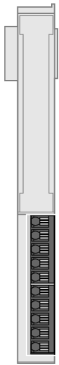
Functional principle

Electronics and connection technology are integrated in the housing. A base module is not needed. Economy modules and modules with separate electronics and connection technology can be fitted into a station, provided the base modules feature tension spring connections.

The use of gateways makes economy modules completely independent from the higher level fieldbus.

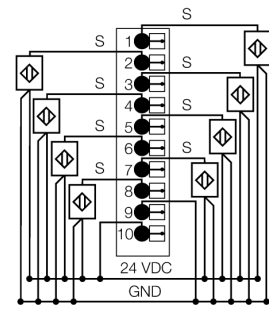
Type	BL20-E-8DI-24VDC-P/ET
ID	6827339
Number of channels	8
Rated voltage from the supply terminal	24 VDC
Admissible range	18...30 VDC
Nominal current from field supply	≤ 2 mA
Nominal current from module bus	≤ 15 mA
Power dissipation, typical	≤ 1.5 W
Input type	PNP
Low-level signal voltage	-30 V ... +5 V
High level signal voltage	11 V ... 30 V
Low level signal current	-1 mA ... 1.5 mA
High level signal current	2 mA ... 5 mA
Input delay	< 0.2 ms
Electrical isolation	electronics for the field level
Output connectivity	Push-in
Dimensions (W x L x H)	13 x 128.9 x 74.6 mm
Approvals	CE
Ambient temperature	-25...+60 °C
Storage temperature	-25...+85 °C
Relative humidity	15...95 %, no condensation allowed
Vibration test	Acc. to EN 61131
Shock test	Acc. to IEC 60068-2-27
Drop and topple	acc. to IEC 68-2-31 and free fall to IEC 68-2-32
Electromagnetic compatibility	Acc. to EN 50082-2
Protection class	IP20
MTTF	328 years acc. to SN 29500 (Ed. 99) 20 °C

Connection Overview

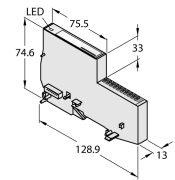
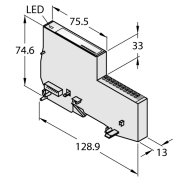
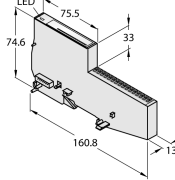
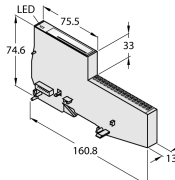


Digital Inputs

Pin Assignment



Accessories

Type code	Ident no.		Dimension drawing
BL20-E-10UL	100001335	BL20 ECO module with 10 connection terminals for wiring 24 VDC potential from the UL field supply	 <p>Technical drawing showing dimensions for the BL20-E-10UL module. Dimensions include: LED (top edge), 75.5 (width), 33 (height), 74.6 (height from base), 128.9 (length), and 13 (width of terminal block).</p>
BL20-E-10GNDL	100001336	BL20 ECO module with 10 connection terminals for wiring GND potential from the UL field supply	 <p>Technical drawing showing dimensions for the BL20-E-10GNDL module. Dimensions include: LED (top edge), 75.5 (width), 33 (height), 74.6 (height from base), 128.9 (length), and 13 (width of terminal block).</p>
BL20-E-16UL	100001337	BL20 ECO module with 16 connection terminals for wiring 24 VDC potential from the UL field supply	 <p>Technical drawing showing dimensions for the BL20-E-16UL module. Dimensions include: LED (top edge), 75.5 (width), 33 (height), 74.6 (height from base), 160.8 (length), and 13 (width of terminal block).</p>
BL20-E-16GNDL	100001338	BL20 ECO module with 16 connection terminals for wiring GND potential from the UL field supply	 <p>Technical drawing showing dimensions for the BL20-E-16GNDL module. Dimensions include: LED (top edge), 75.5 (width), 33 (height), 74.6 (height from base), 160.8 (length), and 13 (width of terminal block).</p>