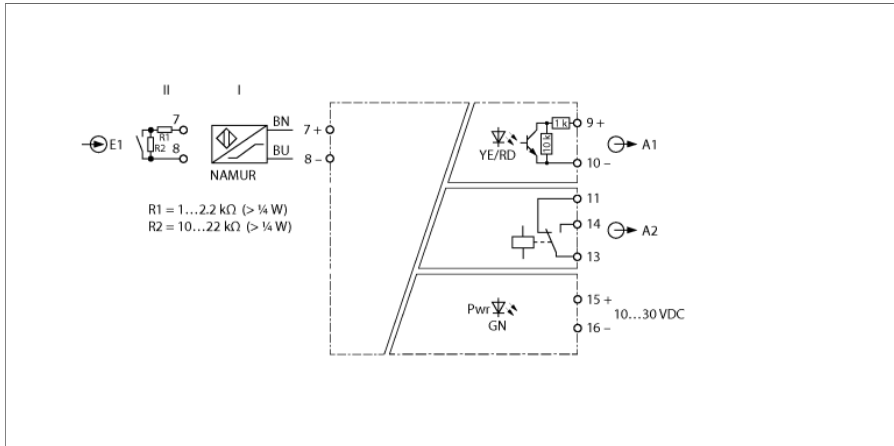


# Isolating switching amplifier

## 1-channel

### IM12-DI03-1S-1NAM1R-0/24VDC/CC



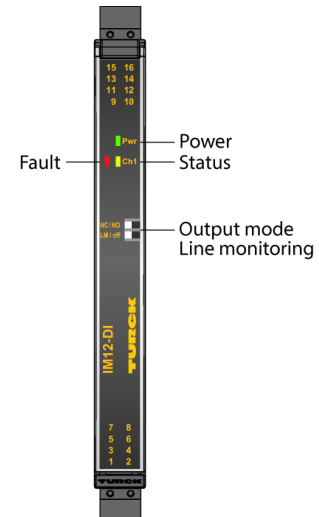
Sensors according to EN 60947-5-6 (NAMUR) or potential-free contacts can be connected to the IM12-DI03-1S-1NAM1R-0/24VDC/CC NAMUR repeater. This can be installed in zone 2. The output circuit is also equipped with a relay output. The device complies with the requirements of NE21.

The devices feature DIP switches on the front. This allows to select between the output mode, the input circuit monitoring, as well as toggle between signal duplication and 1-channel operation. When using mechanical contacts, either line monitoring must be switched off or the contact must be wired with resistors (see wiring diagram).

The green LED indicates operational readiness. An error in the input circuit causes the red LED to flash according to NE44. A LOW level is then output at both outputs.

The device can be used in safety circuits up to SIL2 (high and low demand according to IEC 61508).

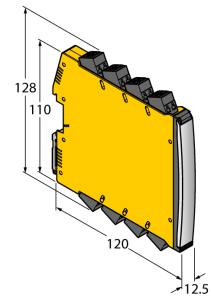
The device is equipped with removable spring type terminals.



- Relay output (changeover contact)
- NAMUR repeater
- Output mode adjustable (open-circuit/closed current mode)
- Input circuits monitored for wire break/short circuit (ON/OFF switchable)
- Complete galvanic isolation
- Input reverse-polarity protected
- Removable spring type terminals
- ATEX use in Zone 2, cUL
- SIL 2

## Dimensions

Type	IM12-DI03-1S-1NAM1R-0/24VDC/CC
ID	7580050
Operating voltage	10...30 VDC
Power dissipation, typical	≤ 1.03 W
<b>NAMUR input</b>	
NAMUR	EN 60947-5-6
Input circuit monitoring	on/off switchable
No-load voltage	8.2 VDC
Short-circuit current	8.2 mA
Input resistance	1 kΩ
Cable resistance	≤ 50 Ω
Switch-on threshold	1.75 mA
Switch-off threshold	1.55 mA
Wire breakage threshold	≤ 0.06 mA
Short-circuit threshold	≥ 6.4 mA
<b>Output circuits</b>	
Output circuits (digital)	1 x relay (change-over)
Output switching voltage relay	≤ 30 VDC / ≤ 250 VAC
Switching current per output	≤ 2 A
Switching capacity per output	≤ 500 VA/60 W
Switching frequency	≤ 15 Hz
Contact quality	AgNi
<b>Galvanic isolation</b>	
Test voltage	2.5 kV RMS
Input 1 to output 1	375 V peak value acc. to EN 60079-11
Input 1 to supply	375 V peak value acc. to EN 60079-11
Important note	For Ex-applications the values specified in the corresponding Ex certificates (ATEX, IECEx, UL, etc.) apply.
Important note	If the device is used in applications to achieve functional safety according to IEC 61508, the safety manual must be used. Information in the data sheet are not valid for functional safety.
Use in SIL safety circuits	SIL 2 acc. to IEC 61508
<b>Displays/Operating elements</b>	
Operational readiness	Green
Switching state	Yellow
Error indication	red



Mechanical data			
Protection class	IP20		
Flammability class acc. to UL 94	V-0		
Dimensions	120 x 12.5 x 128 mm		
Weight	1 g		
Mounting instructions	DIN rail (NS35)		
Housing material	Polycarbonate/ABS		
Electrical connection	Removable spring-type terminals, 2-pin		
Terminal cross-section	0.2...2.5 mm <sup>2</sup> (AWG: 24...14)		
Environmental conditions	Operating height	Up to 2000 m above sea level	
	Pollution degree	II	
	Surge/Overvoltage category	II (EN 61010-1)	
	Standards used		
	Voltage resistance and insulation		EN 50178
			EN 61010-1
			EN 50155
			GL VI-7-2
	Shock		EN 61373 class B
			EN 50155
			GL VI-7-2
			EN 60068-2-6
			EN 60068-2-27
	Temperature		EN 60068-2-1 Ad
			EN 50155
			GL VI-7-2
			EN 60068-2-2 Bd
			EN 60068-2-1
	Air humidity		EN 60068-2-38
	EMC		EN 50155
			GL VI-7-2
			NE21
			EN 61326-1
			EN 61326-3-1
			EN 61000-4-2
			EN 61000-4-3
		EN 61000-4-4	
		EN 61000-4-5	
		EN 61000-4-6	
		EN 61000-4-11	
		EN 61000-4-29	
		EN 55011	
		EN 55016	
		EN 50121-3-2	
	EN 61000-6-2		

## Accessories

Type code	Ident no.		Dimension drawing
WM1 WIDER- STANDSMODUL	0912101	The resistor module WM1 meets the requirements for line monitoring between a mechanical contact and a TURCK signal processor. The input circuit of the signal processor is designed for sensors acc. to EN60947-5-6 (NAMUR) and equipped with a wire-break and short-circuit monitoring function.	
IMX12-SC-2X-4BK	7580940	Screw terminals for IM(X)12 modules; included in delivery: 4 pcs. of 2-pin black terminals	
IMX12-CC-2X-4BK	7580942	Spring terminals for IM(X)12 modules; included in delivery: 4 pcs. black terminals, 2-pin	