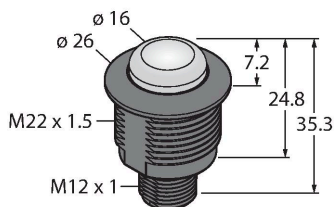


S22L2SRGB7Q

LED Indicator – Beacon



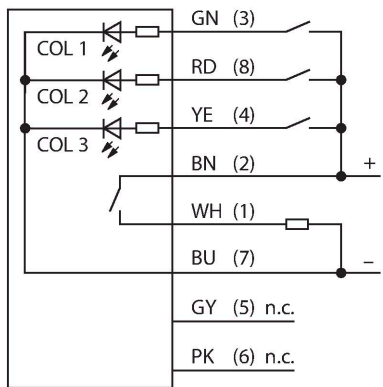
Technical data

Type	S22L2SRGB7Q
ID	3804240
Signal and display data	
Purpose	LED indicator light
Function	Spotlight
Light type	RGB
Dimmable	No
Features of color 1	Red, 0.8 lm
Features of color 2	Green, 1.9 lm
Features of color 3	Blue, 0.3 lm
Features of color 4	Yellow, 2.5 lm
Features of color 5	White, 2.5 lm
Features of color 6	Magenta, 1.2 lm
Features of color 7	2 lm
Special features	I/O module-compatible Wash down
Electrical data	
Operating voltage	10...30 VDC
DC rated operational current	≤ 25 mA
Max. current consumption per color	70 mA
Input type	Bipolar (PNP/NPN)22
Response time typical	< 250 ms
Mechanical data	
Cascadable	No
Design	Threaded barrel, S22L
Dimensions	Ø 27.3 x 40.2 mm
Housing material	Plastic, PC, Black

Features

- All-round LED display
- Individually controllable
- Mechanical screw-in thread M22 × 1.5
- Protection class IP67/IP69K
- UV-resistant materials
- Current consumption per LED color: max. 25 mA
- In the standard settings, up to seven colors can be displayed in accordance with the logic table (COL 1, COL 2, COL 3, flashing function)
- Can be configured using Pro Editor, can display up to 14 colors, various lighting animations, configurable I/O-block compatibility
- Male, M12 x 1
- Operating voltage 10...30 VDC

Wiring diagram



Functional principle

These lights have RGB LEDs. Four input signals enable one of seven predefined colors to be controlled when using the standard settings, with an optional flashing function if required. The logic table shows which input needs to be connected. Using the Pro Editor


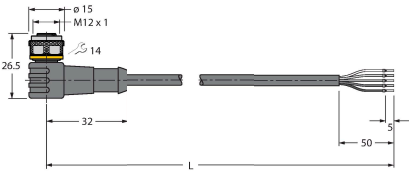
Technical data

Window material	Polycarbonate, diffuse
Electrical connection	Connector, M12 × 1, PVC
Number of cores	8
Ambient temperature	-40...+50 °C
Relative humidity	0...90 %
Protection class	IP66 IP67 IP69
Tests/approvals	
Approvals	CE, UL listed

software, the advanced settings allow these lights to be assigned up to 14 predefined colors. The major advantage of these LEDs is the color fidelity and luminance. Compared to their predecessors, a large number of variants can be produced with just a single light. The wiring diagram shows a PNP pin assignment.

	R	Y	G	T	B	M	W
COL1	x	x				x	x
COL2		x	x	x			x
COL3				x	x	x	x

Accessories

Dimension drawing	Type	ID	
	RKC4.5T-2/TEL	6625016	Connection cable, M12 female connector, straight, 5-pin, cable length: 2 m, jacket material: PVC, black; cULus approval
	WKC4.5T-2/TEL	6625028	Connection cable, M12 female connector, angled, 5-pin, cable length: 2 m, jacket material: PVC, black; cULus approval