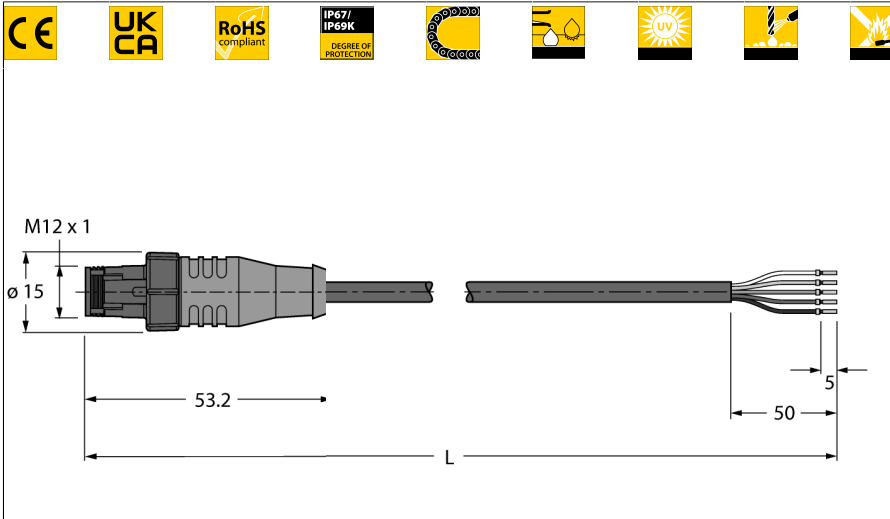


Actuator and Sensor Cable, PUR Quick-turn Connection Cable RSC5Q-5/TXL



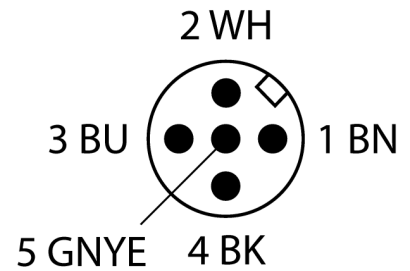
- Male M12, straight, 4-pin + PE
- Jacket material: PUR
- Jacket color: black
- Suitable for drag chain use
- Resistant to welding sparks
- Resistant to chemicals, UV radiation and oils
- Flame-retardant
- Free from halogen, silicone, PVC and LABS
- Particularly resistant to abrasion
- RoHS-compliant
- Protection class IP67
- Cable length: 5.0 m

Type	RSC5Q-5/TXL
ID	6628053
Remark to product	!!! Pin 5 = PE !!!

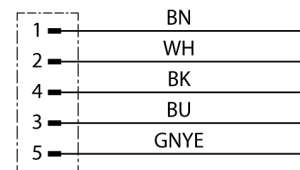
Connector A	Male, M12 × 1, Straight, A-coded
Number of Pins	4+PE
Contact carriers	Plastic, TPU, Black
Connector body	Plastic, TPU, Yellow
Interlocking sleeve	Plastic, PBT, black
Mechanical lifespan	> 50 Mating cycles
Pollution degree	3
Protection class	IP67, (plugged)

Cable	
Cable diameter	Ø 4.8mm ±0.20
Cable length	5 m m
Cable jacket	PUR, Black
Core insulation	PP
Core cross-section	5 x 0.34 mm ²
Arrangement of strands	42 x 0.1mm
Core colors	BN, WH, BU, BK, GNYE

Electrical properties at +20 °C	
Rated voltage	60V
Test voltage	2000 V
Current	4AA
Insulation resistance	> 30.5 MΩ/km
forward resistance	max. 57 Ω/km

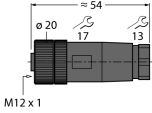
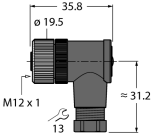
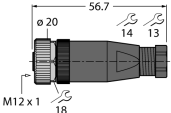
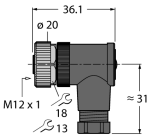
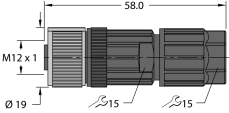
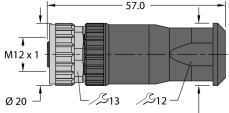


Circuit Diagram



Mechanical and chemical properties	
Bending radius (stationary installation)	$\geq 5 \times \varnothing$
Bending radius (flexible use)	$\geq 10 \times \varnothing$
Bending cycles	≥ 5 million
Admissible acceleration	max. 5 m/s ²
Admissible travel path, horizontal	5 m (at 5 m/s ²)
Admissible travel path, vertical	2 m (at 5 m/s ²)
Admissible traversing speed	3.3 m/s
Torsional stress	$\pm 180^\circ/\text{m}$
Ambient temperature range (stationary)	-50...+80°C
Ambient temperature range (In motion)	-25...+80°C
Ambient temperature during drag chain operation	-25...+60°C

Accessories

Type code	Ident no.		Dimension drawing
B8151-0	6904601	Field-wireable female connector, M12 × 1, straight, 5-pin, screw terminal connection, cable feedthrough 4.0 to 6.0 mm, core cross-section/terminal capacity 0.14 to 0.75 mm ² , plastic housing, plastic nut	 <p>Technical drawing of a straight female connector. Dimensions: total length ≈ 54 mm, outer diameter ø 20 mm, terminal width 17 mm, and terminal spacing 13 mm. The connector is labeled M12 x 1.</p>
B8251-0	6904602	Field-wireable female connector, M12 × 1, angled, 5-pin, screw terminal connection, cable feedthrough 4.0 to 6.0 mm, core cross-section/terminal capacity 0.14 to 0.75 mm ² , plastic housing, plastic nut	 <p>Technical drawing of an angled female connector. Dimensions: total length ≈ 35.8 mm, outer diameter ø 19.5 mm, terminal width 13 mm, and terminal spacing 13 mm. The angled part has a height of ≈ 31.2 mm. The connector is labeled M12 x 1.</p>
BM8151-0	6935888	Field-wireable female connector, M12 × 1, straight, 5-pin, screw terminal connection, cable feedthrough 4.0 to 6.0 mm, core cross-section/terminal capacity 0.25 to 0.75 mm ² , plastic housing, metal nut	 <p>Technical drawing of a straight female connector with a metal nut. Dimensions: total length ≈ 56.7 mm, outer diameter ø 20 mm, terminal width 14 mm, and terminal spacing 13 mm. The nut has a diameter of 18 mm. The connector is labeled M12 x 1.</p>
BM8251-0	6935890	Field-wireable female connector, M12 × 1, angled, 5-pin, screw terminal connection, cable feedthrough 4.0 to 6.0 mm, core cross-section/terminal capacity 0.25 to 0.75 mm ² , plastic housing, metal nut	 <p>Technical drawing of an angled female connector with a metal nut. Dimensions: total length ≈ 36.1 mm, outer diameter ø 20 mm, terminal width 18 mm, and terminal spacing 13 mm. The angled part has a height of ≈ 31 mm. The connector is labeled M12 x 1.</p>
FW-ERKPM0526-SA-P-0408	100002534	Field-wireable female connector, M12 × 1, straight, 5-pin, push-in connection, cable feedthrough 4.0 to 8.0 mm, core cross-section/terminal capacity 0.14 to 0.75 mm ² , plastic housing, metal coupling nut	 <p>Technical drawing of a push-in female connector with a metal coupling nut. Dimensions: total length ≈ 58.0 mm, outer diameter ø 20 mm, and terminal spacing 15 mm. The connector is labeled M12 x 1.</p>
FW-ERKPM0516-SA-S-0408	100002285	Field-wireable female connector, M12 × 1, straight, 5-pin, screw terminal connection, cable feedthrough 4.0 to 8.0 mm, core cross-section/terminal capacity 0.25 to 1.5 mm ² , plastic housing, metal nut	 <p>Technical drawing of a straight female connector with a metal nut. Dimensions: total length ≈ 57.0 mm, outer diameter ø 20 mm, terminal width 13 mm, and terminal spacing 12 mm. The nut has a diameter of 20 mm. The connector is labeled M12 x 1.</p>

Accessories

Type code	Ident no.		Dimension drawing
FW-EWKPM0516-SAS-0408	100002287	Field-wireable female connector, M12 × 1, angled, 5-pin, screw terminal connection, cable feedthrough 4.0 to 8.0 mm, core cross-section/terminal capacity 0.25 to 1.5 mm ² , plastic housing, metal nut	
TORQUE-WRENCH-SET-AS	6936170	Torque wrench set; handles with adjustable torque 0.4-1.0 Nm, torque wrench for M8 (SW9), fork wrench for M12 (SW 14)	
BLANK-LABEL-FOR-CORDSETS-TEL-TXL	6936206	Label for TEL and TXL cables, length: 18 mm, height: 4 mm, material: polycarbonate (PC), color: white, halogen-free and flame-retardant	