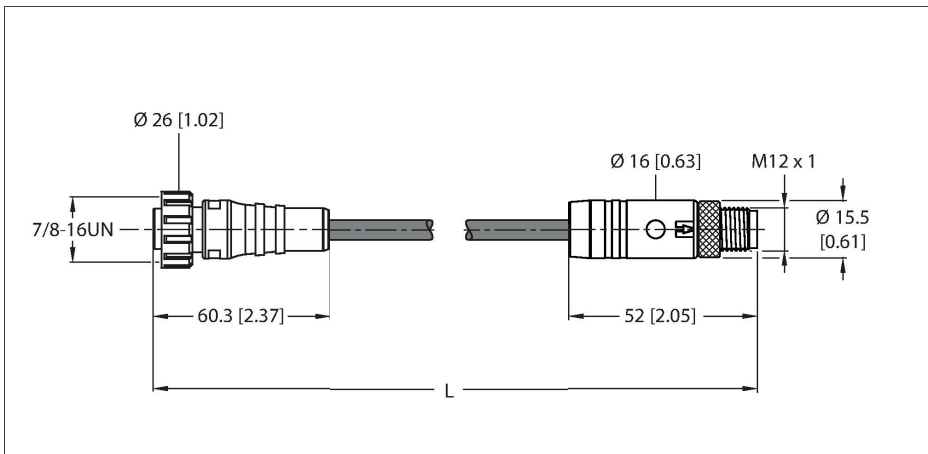


RKM50.2-0.3-RSP56PLB/TXG

Supply Cable — M12 Power – Extension Cable



Technical data

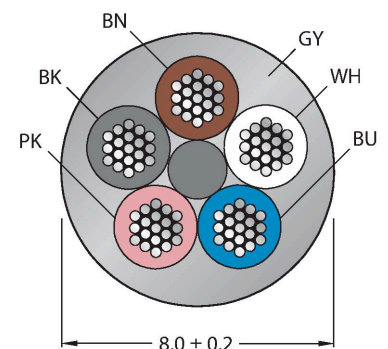
Type	RKM50.2-0.3-RSP56PLB/TXG
ID	100031610
Remark to product	When using the supply cables, it must be ensured that the maximum current of 9 A per voltage group permitted for 7/8" connectors is not exceeded. On the M12-L feed-in side, the supply cable must be protected by appropriately dimensioned fuse elements.
Connector A	Female, 7/8"-16 UN, Straight
Number of Pins	5
Contacts	Copper-nickel, CuNi, Gold-plated
Contact carriers	Plastic, PBT GF, Black
Connector body	Plastic, TPE, Black
Coupling nut/screw	Brass, Al, Anodized
Tightening torque (range)	0.8 ... 1 Nm (observe max. torque of mating connector!)
Mechanical lifespan	> 100 Mating cycles
Pollution degree	3
Protection class	IP67, Only in screwed condition
Connector B	Male, M12 × 1, Straight, L-coded
Number of pins	4+FE
Contacts	Copper-nickel, CuNi, Gold-plated
Contact carriers	Plastic, PBT GF, Black
Connector body	Plastic, TPE, Black
Coupling nut/retaining screw	Brass, CuZn, Nickel-plated
Tightening torque	0.5 ... 0.6 Nm (observe max. torque of mating connector!)
Mechanical life	> 100 Mating cycles

Features



- 7/8" female connector, straight, 5-pin
- M12 male connector, L-coded, straight, 5-pin (4+FE)
- Application: 7/8" module on existing M12 power module
- Jacket material: PUR
- Jacket color: gray
- Highly resistant against oils, coolants, lubricants and emulsions
- Suitable for use in drag chains
- Resistant to vibrations and shocks
- Flame retardant
- Halogen free
- RoHS compliant
- Cable length: 0.3 m

Cable Cross-Section

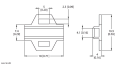


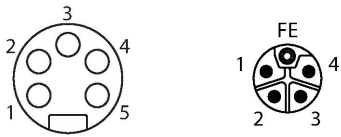
Contact assignment

Technical data

Pollution degree	3
Protection class	IP65, IP67, IP69K, Only when screwed together
Cable	
Cable diameter	Ø 8 mm ±0.20
Cable length	0.3 m
Cable jacket	PUR, Gray
Core insulation	PP
Core cross-section	5 x 1.5 mm ²
Core colors	BN, WH, BU, BK, PK
Electrical properties at +20 °C	
Rated voltage	50 V _{AC} /60 V _{DC}
Current	9 A
Mechanical and chemical properties	
Bending radius (stationary installation)	≥ 4 x Ø
Bending radius (flexible use)	≥ 7 x Ø
Bending cycles	≥ 10 million
Admissible acceleration	max. 5 m/s ²
Admissible travel path, horizontal	5 m (at 5 m/s ²)
Torsional stress	± 30 °/m
Ambient temperature range (stationary)	-40...+80 °C
Ambient temperature range (In motion)	-30...+80 °C
Ambient temperature during drag chain operation	-20...+60 °C
Qualified for drag chain use	yes
Halogen-free	yes
Oil-resistant	yes
Flame-retardant	yes

Accessories

Dimension drawing	Type	ID	
	LABEL-HOLDER-FLEX-PVC	100048170	PVC label holder for identification of extension cables (TEL/TXL product series); for cable diameters: min. 5 mm; dimensions 4 x 18 mm; delivery unit: 50 pcs. per package



Circuit Diagram



Derating Curve

