

WLB32ZC570MQM

Work Light – Linear Light

Technical data

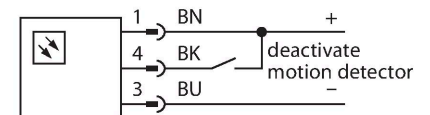
Type	WLB32ZC570MQM
ID	3097310
Signal and display data	
Purpose	LED work light
Function	Linear light
Light type	White
Color temperature	4700...+5300 K
Luminous flux lumen	1200 lm
LED service life (L70)	50000 h
Dimmable	Two-stage
Features of color 1	White, Permanently on, 1500 lm
Electrical data	
Operating voltage	90...264 VAC
Mechanical data	
Cascadable	Yes
Design	Rectangular, WLB32
Dimensions	650 x 32 x 50.1 mm
Housing material	Metal, AL
Window material	Polycarbonate, diffuse
Electrical connection	Connector, PVC
Number of cores	3
Ambient temperature	-25...+45 °C
Protection class	IP50
Tests/approvals	
Shock resistance	15 g (11 ms)
Approvals	CE, UL



Features

- Cascadable
- Integrated motion detector
- Operating voltage: 90...264 VAC
- Color: White

Wiring diagram



Functional principle

The energy-efficient LED work lights are ideally suited for industrial applications. The color temperature lies in the range of daylight, between 5,000 and 10,000 Kelvin. Despite the new, very bright LED-technology there is no glare. The lights can be easily daisy-chained, whereby each light can be switched off, 50 % or 100 % luminosity with the DIP switch. For models with built-in motion detector, the light is activated when motion is sensed and turns off automatically after 60 seconds without a registered movement. The new technology provides a 40% higher energy efficiency than comparable lights.

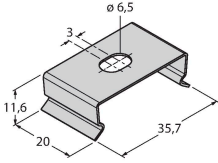
These rugged lights in a metal housing are suitable for a wide range of applications, for example as machines or task lighting. The assembly is done via magnetic or snap-on brackets.

The work lights are available in four different lengths. For the AC variants there is a large variety of country-specific connectors available.

Accessories

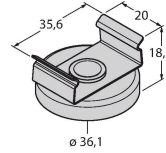
LMBWLB32 3090623

Snap bracket for WLB32 work light, included in the WLB92 scope of delivery



LMBWLB32MAG 3087851


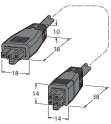
Snap bracket for WLB32 work light, for mounting on metal surfaces



LMBWLB32-180S 3087852

Snap bracket for WLB32 work light, rotatable up to 180° degrees

Accessories

Dimension drawing	Type	ID	
	LQMAC-306	3086779	Connection cable, 3-wire, stranded wire
	LQMAEC-306SS	3085580	Extension cable to cascade WLB32 lights, length 1.83 m, optional