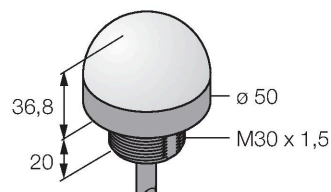


# K50LMTWP

## LED Indicator – Beacon



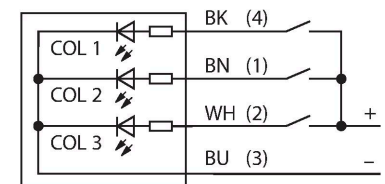
### Technical data

Type	K50LMTWP
ID	3804428
<b>Signal and display data</b>	
Purpose	LED indicator light
Function	Spotlight
Light type	Magenta Turquoise White
Dimmable	No
Features of color 1	Magenta, Permanently on
Features of color 2	Turquoise
Features of color 3	White
Special features	Wash down
<b>Electrical data</b>	
Operating voltage	18...30 VDC
DC rated operational current	≤ 40 mA
Max. current consumption per color	40 mA
Input type	PNP
Response time typical	< 1 ms
<b>Mechanical data</b>	
Cascadable	No
Design	Dome, K50L
Dimensions	Ø 50 x 58 mm
Housing material	Plastic, PC, Black
Window material	Polycarbonate, diffuse
Electrical connection	Cable, 2 m, PVC
Number of cores	4

### Features

- LED all-round visible
- Individually controllable
- Screw-in thread M30x1.5
- Protection class IP67
- Colors: Magenta (COL 1)/Turquoise (COL 2)/White (COL 3)
- Cable 2 m
- Operating voltage 18...30 VDC

### Wiring diagram



## Technical data

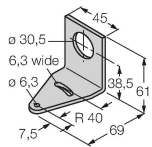
Ambient temperature	-40...+50 °C
Relative humidity	0...90 %
Protection class	IP67 IP69
<b>Tests/approvals</b>	
MTTF	249 years acc. to SN 29500 (Ed. 99) 40 °C
Approvals	CE, UL listed

## Accessories

SMB30A

3032723

Mounting bracket, rectangular, stainless steel, for sensors with 30mm thread



SMB30SC

3052521

Mounting bracket, PBT black, for sensors with 30 mm thread, rotatable

