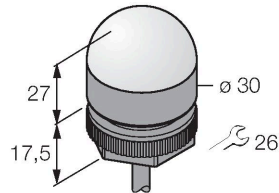


K30LIGYXP

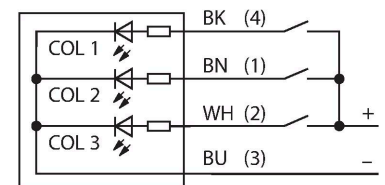
LED Indicator – Beacon



Features

- LED all-round visible
- ATEX category II 1 G, Ex-zone 0
- ATEX category II 1 D, Ex-zone 20
- Individually controllable
- Mechanical screw-in thread M22.5 x 1.5
- Protection classes IP67/IP69K
- Multicolor: Green (COL 1) / Yellow (COL 2)
- Cable, 2 m
- It is envisaged to control always only one color with the appropriate equipment
- ATEX II 1 G approval
- Gases and vapors IIC group, Zone 0
- ATEX II 1 D approval
- Dusts IIIC group, Zone 20
- When used in hazardous areas, the special conditions of the approval must be observed

Wiring diagram



Technical data

| | |
|--------------------------------|------------------------|
| Type | K30LIGYXP |
| ID | 3026932 |
| Signal and display data | |
| Purpose | LED indicator light |
| Function | Spotlight |
| Light type | Green Yellow |
| LED service life (L70) | 50000 h |
| Dimmable | No |
| Features of color 1 | Green, Permanently on |
| Features of color 2 | Yellow |
| Special features | Wash down |
| Electrical data | |
| DC rated operational current | ≤ 40 mA |
| Input type | PNP |
| Response time typical | < 1 ms |
| Mechanical data | |
| Cascadable | No |
| Design | Dome, K50L |
| Dimensions | Ø 30 x 44.5 mm |
| Housing material | Plastic, PC, Black |
| Window material | Polycarbonate, diffuse |
| Electrical connection | Cable, 2 m, PVC |
| Number of cores | 4 |
| Ambient temperature | -40...+50 °C |
| Relative humidity | 0...95 % |
| Protection class | IP67 |

Technical data

IP69

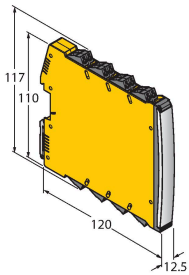
| Tests/approvals | |
|-----------------|---|
| MTTF | 249 years acc. to SN 29500 (Ed. 99) 40 °C |
| Approvals | CE, IECEx |
| Approvals | ATEX II 1 GD |

Accessories

IMX12-DO01-1U-1U-0/24VDC

7580101

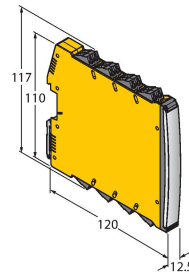
Solenoid driver; 1-channel; SIL 2 acc. to IEC 61508; Ex-proof version; monitoring of wire-break and short-circuit; removable screw terminals; 12.5 mm wide; 24 VDC power supply



IMX12-DO01-2U-2U-0/24VDC

7580105

Solenoid driver; 2-channel; SIL 2 acc. to IEC 61508; Ex-proof version; monitoring of wire-break and short-circuit; removable screw terminals; 12.5 mm wide; 24 VDC power supply



Accessories

| Dimension drawing | Type | ID | |
|-------------------|-------------|---------|-----------------|
| | IM72-11EX/L | 7520703 | Screw terminals |

