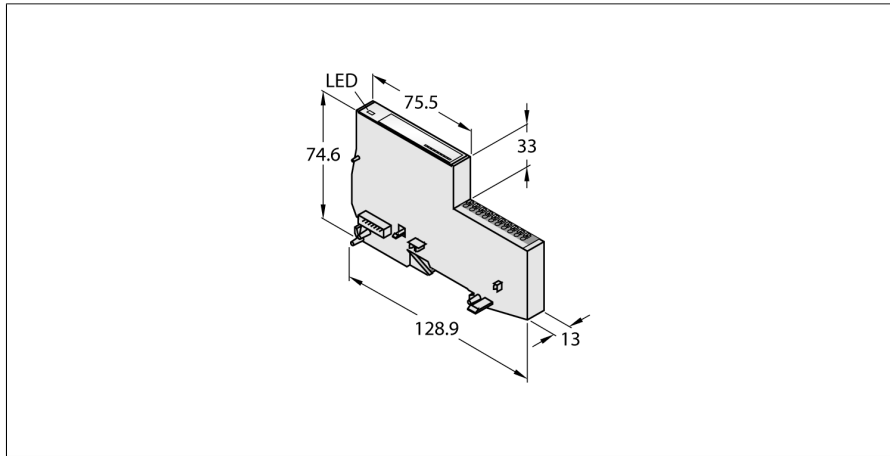


BL20 Economy Module

8 Digital Outputs, PNP, 0.5 A

BL20-E-8DO-24VDC-0.5A-P



- Fieldbus-independent
- Electronics and connection technology in one housing
- Connectivity: Push-in terminals
- Protection class IP20
- 8 digital outputs, 24 VDC
- Max. 0.5 A
- P switching

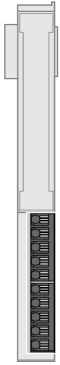
Functional principle

Electronics and connection technology are integrated in the housing. A base module is not needed. Economy modules and modules with separate electronics and connection technology can be fitted into a station, provided the base modules feature tension spring connections.

The use of gateways makes economy modules completely independent from the higher level fieldbus.

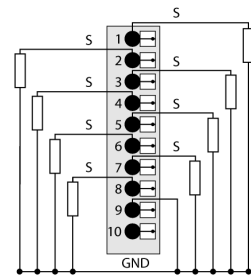
Type	BL20-E-8DO-24VDC-0.5A-P
ID	6827226
Number of channels	8
Rated voltage from the supply terminal	24 VDC
Admissible range	18...30 VDC
Nominal current from field supply	≤ 3 mA
Nominal current from module bus	≤ 15 mA
Power dissipation, typical	≤ 1.5 W
Output connectivity	Push-in
Output type	PNP
Output voltage	24 VDC
Output current per channel	0.5 A
Output delay	0.3 ms
Load type	resistive, inductive, lamp load
Load resistance, resistive	> 48 Ω
Lamp load	< 6 W
Switching frequency, resistive	< 100 Hz
Switching frequency, lamp load	< 10 Hz
Short-circuit protection	yes
Simultaneity factor	1
Electrical isolation	electronics for the field level
Dimensions (W x L x H)	13 x 128.9 x 74.6 mm
Approvals	CE, cULus, zone 2, Class I, Div. 2
Ambient temperature	0...+55 °C
Storage temperature	-25...+85 °C
Relative humidity	15...95 %, no condensation allowed
Vibration test	Acc. to EN 61131
Shock test	Acc. to IEC 60068-2-27
Drop and topple	acc. to IEC 68-2-31 and free fall to IEC 68-2-32
Electromagnetic compatibility	Acc. to EN 50082-2
Protection class	IP20
MTTF	1008 years acc. to SN 29500 (Ed. 99) 20 °C

Terminal assignment

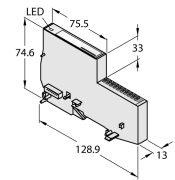
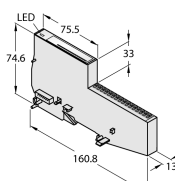


Digital Outputs

Pin Assignment



Accessories

Type code	Ident no.		Dimension drawing
BL20-E-10GNDL	100001336	BL20 ECO module with 10 connection terminals for wiring GND potential from the UL field supply	 <p>Technical drawing showing the dimensions of the BL20-E-10GNDL module. The drawing is a perspective view of a rectangular module with a mounting bracket. Dimensions are: LED (top edge), 75.5 (width), 33 (height), 74.6 (depth), 128.9 (total length), and 13 (width of the mounting bracket).</p>
BL20-E-16GNDL	100001338	BL20 ECO module with 16 connection terminals for wiring GND potential from the UL field supply	 <p>Technical drawing showing the dimensions of the BL20-E-16GNDL module. The drawing is a perspective view of a rectangular module with a mounting bracket. Dimensions are: LED (top edge), 75.5 (width), 33 (height), 74.6 (depth), 160.8 (total length), and 13 (width of the mounting bracket).</p>