

# BI30U-CP40-AP6X2

## Inductive Sensor – With Extended Switching Distance



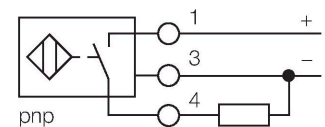
### Features

- Rectangular, height 40 mm
- Variable orientation of active face in 9 directions
- Plastic, PBT-GF30-V0
- High luminance corner LEDs
- Optimum view on supply voltage and switching state from any position
- Factor 1 for all metals
- Protection class IP68
- Resistant to magnetic fields
- Large coverage
- High switching frequency
- DC 3-wire, 10...30 VDC
- NO contact, PNP output
- Terminal chamber

### Technical data

Type	BI30U-CP40-AP6X2
ID	1625830
<b>General data</b>	
Rated switching distance	30 mm
Mounting conditions	Flush
Secured operating distance	$\leq (0.81 \times S_n)$ mm
Repeat accuracy	$\leq 2$ % of full scale
Temperature drift	$\leq \pm 10$ %
Hysteresis	3...15 %
<b>Electrical data</b>	
Operating voltage	10...30 VDC
Residual ripple	$\leq 10$ % $U_{ss}$
DC rated operational current	$\leq 200$ mA
No-load current	15 mA
Residual current	$\leq 0.1$ mA
Isolation test voltage	$\leq 0.5$ kV
Short-circuit protection	yes / Cyclic
Voltage drop at $I_o$	$\leq 1.8$ V
Wire breakage/Reverse polarity protection	yes / Complete
Output function	3-wire, NO contact, PNP
DC field stability	300 mT
AC field stability	300 mT <sub>ss</sub>
Insulation class	□
Switching frequency	0.25 kHz
<b>Mechanical data</b>	
Design	Rectangular, CP40

### Wiring diagram



### Functional principle

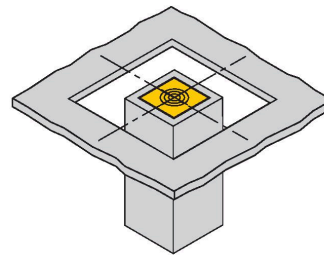
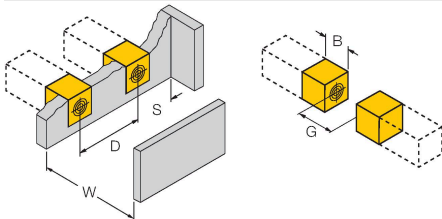
Inductive sensors are designed for wear-free and contactless detection of metal objects. proxx+ sensors have significant advantages due to their patented multi-coil system. They excel thanks to their optimum switching distances, maximum flexibility and operational reliability as well as efficient standardization.

## Technical data

Dimensions	114 x 40 x 40 mm
Housing material	Plastic, PBT-GF30-V0, Black
Active area material	Plastic, PA6-GF30-X, yellow
Electrical connection	Terminal chamber
Clamping ability	≤ 2.5 mm <sup>2</sup>
<b>Environmental conditions</b>	
Ambient temperature	-10...+60 °C
Vibration resistance	55 Hz (1 mm)
Shock resistance	30 g (11 ms)
Protection class	IP68
MTTF	874 years acc. to SN 29500 (Ed. 99) 40 °C
Power-on indication	2 × LEDs, Green
Switching state	2 × LEDs, Yellow

## Mounting instructions

### Mounting instructions/Description



Distance D 80 mm

Distance W 90 mm

Distance S 40 mm

Distance G 180 mm

Width active area 40 mm  
B

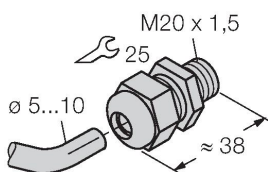
When installing the sensor in an aperture plate (sheet metal, e.g., a step plate) the sensor must be fully embedded in metal for reliable detection of the target.

## Accessories

STRM M20X1.5 SCHWARZ

6965902

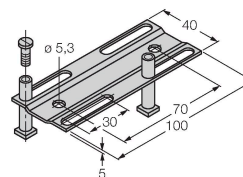
M20 × 1.5 cable gland



JS025/037

69429

Adjusting bar for rectangular housings  
CK/CP40; material: VA 1.4301



BSS-CP40

6901318

Mounting clamp for rectangular  
 housings 40 x 40 mm; material:  
 Polypropylene

