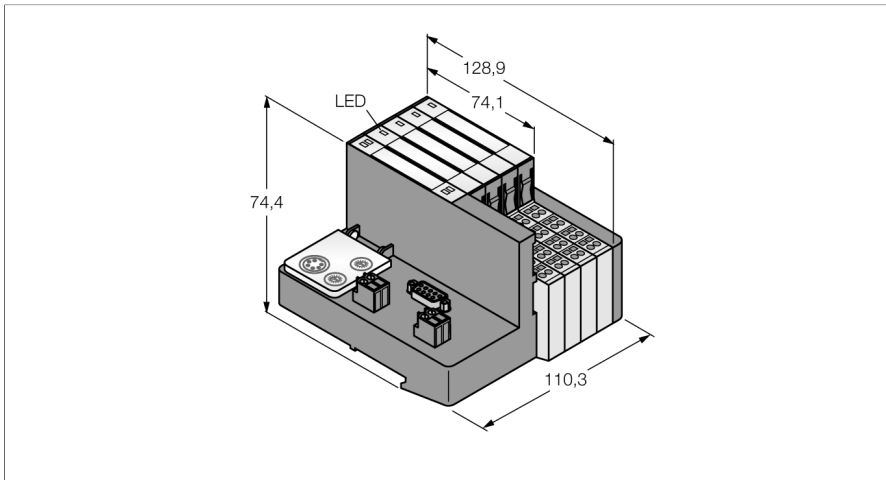
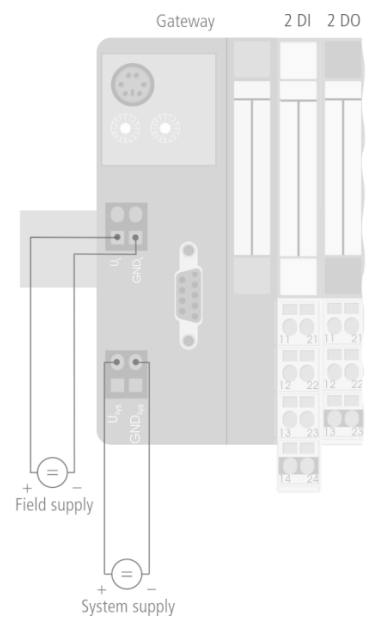


**Profibus-DPV1 Set in IP20
TI-BL20-DPV1-8**



- Cable max. 50 m between interface and read/write head
- 2 decimal rotary coding switches for the adjustment of the Profibus address
- Maximum transmission rate to the fieldbus 12 Mbps
- Sub-D female, 9-pin, for fieldbus connection
- Screw terminals for voltage supply
- LEDs for display of supply voltage, group and bus errors as well as status and diagnostics
- Connection of up to 8 read/write heads via BL ident extension cables
- Mixed operation of HF and UHF read/write heads

Field/System Supply



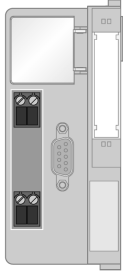
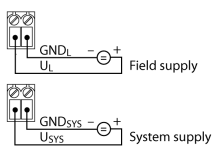
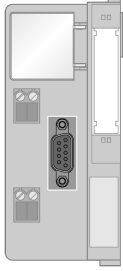
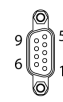
Functional principle

BL ident can be integrated into your plant structure in many different ways. Various fieldbus standards, such as PROFIBUS-DP, EtherNet/IP, Ethernet Modbus TCP, EtherCAT, DeviceNet, CANopen and PROFINET IO allow flexible integration. BL ident simple electronic modules (BL20-2RFID-S, BL67-2RFID-S) can be integrated into existing control or host systems without function block, since standard input/output process data is used for communication. Programmable gateways with peripheral pre-processing function relieve the control system and fieldbus level. Preassembled sets (2, 4, 6 or 8-port), easily mounted, available for all fieldbus networks.

Type designation	TI-BL20-DPV1-8
Ident no.	1545007
Number of channels	8
Dimensions (W x L x H)	110.3 x 128.9 x 74.4 mm
Rated voltage from the supply terminal	24 VDC
Supply voltage	24 VDC
System power supply	24 VDC / 5 VDC
Field supply	24 VDC
Admissible range	18...30 VDC
Max. field supply current	10
Max. system supply current	1.2
Fieldbus transmission rate	9.6 kbps ...12 Mbps
Fieldbus address range	1...99
Fieldbus addressing	2 rotary switches
Service interface	PS/2 socket
Fieldbus connection technology	1 x female sub-D connector
Voltage supply connection	Screw terminals
Fieldbus termination	External
Transmission rate	115.2 kbps
Electrical isolation	Electronics and field level isolated via opto-couplers
Output connectivity	Screw, tension spring
Sensor supply	0.25 A per channel, short-circuit proof
Number of diagnostics bytes	4
Number of diagnostics bytes	3
Number of parameter bytes	8
Number of parameter bytes	5
Number of input bytes	4
Number of output bytes	4
Relative humidity	15...95 %, no condensation allowed
Vibration test	Acc. to EN 61131
Shock test	Acc. to IEC 60068-2-27
Drop and topple	acc. to IEC 68-2-31 and free fall to IEC 68-2-32
Electromagnetic compatibility	Acc. to EN 50082-2
Protection class	IP20
Included in delivery	2 x end brackets BL20-WEW-35/2-SW, 1 x end plate BL20-ABPL

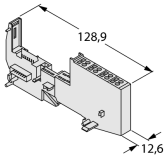
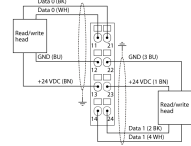
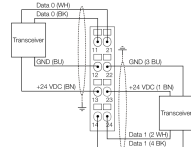
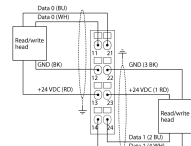
**Profibus-DPV1 Set in IP20
TI-BL20-DPV1-8**

Anschlussübersicht

	<p>Power Supply The U_{sys} system supply feeds power to the gateway and the I/O modules. The U_{field} supply feeds power to the sensors and actuators.</p>	<p>Pin Assignment</p> 
	<p>PROFIBUS-DP Fieldbus cable (example): D9T451-2M (ident no. 6915759) or RSSW-D9T451-2M (ident no. 6915779)</p>	<p>Pin Assignment</p>  <ul style="list-style-type: none"> 1 = shield 2 = n.c. 3 = RD (Bus B) 4 = n.c. 5 = GND 6 = 5 VDC 7 = n.c. 8 = GN (Bus A) 9 = n.c.

**Profibus-DPV1 Set in IP20
TI-BL20-DPV1-8**

Compatible base modules

Dimension drawing	Type	Pin configuration
	<p>BL20-S4T-SBBS 6827046 Tension spring connection</p> <p>BL20-S4S-SBBS 6827047 Screw connection</p>	<p>Pin configuration</p> <p>.../S2500 Connectors</p>  <p>.../S2501 Connectors</p>  <p>Connectors .../S2503</p> 

Profibus-DPV1 Set in IP20 TI-BL20-DPV1-8

LED Displays

LED	Color	Status	Meaning
D		OFF	No error message or diagnostics active.
	RED	ON	Failure of module bus communication. Check if more than two adjacent electronic modules are pulled. Relevant modules are located between the gateway and this module.
	RED	FLASHING (0.5 Hz)	Pending module diagnostics.
RW0/RW1		OFF	No tag, no active diagnostics
	GREEN	ON	Tag available
	GREEN	FLASHING (2 Hz)	Data exchange with tag enabled
	RED	ON	Read/write head error
	RED	FLASHING (2 Hz)	Short-circuit in the supply line of read/write head

Profibus-DPV1 Set in IP20
TI-BL20-DPV1-8

Accessories

Type code	Ident no.		Dimension drawing
ZBW5-2BETÄTIGUNGS	WERKZEUG	Tension spring tool	